






ALL PROFILES ARE SHOWN IN APPROXIMATE SIZE




Beaded Ceiling
C YP



Flooring Pattern
D YP



Log Cabin Siding
#1 YP



#122 (WP4)
#1 YP

1" X 4" PATTERN BOARDS

2" X 8" PATTERN BOARDS

2" X 6" PATTERN BOARD




#105
#2 YP




#116
#2 & D YP




#116/#122 (WP4)
#2 & D YP



#117
#2 & D YP




#122 (WP4)
#2 & D YP



Nickel Gap/#122 (WP4)
(reversible)
#2 WP
(Available in End Match)




Beaded Ceiling/#122 (WP4)
#2 & #3 WP
(WP Available in End Match)




Center Match
#2 YP


1" X 6" PATTERN BOARDS



Shiplap
#2 YP




#105
#2 & D YP



#122 (WP4)
#2 YP



Nickel Gap/#122 (WP4)
(reversible)
#2 WP
(Available in End Match)



#131
#2 YP



#139
#2 YP



Nickel Gap
Drywall Application
12mm X 7 5/16"



Nickel Gap
Stud Application
17mm X 7 1/4"

PRIMED MDF

■ 1" X 4"

■ 1" X 6"

■ 1" X 8"

■ 1" X 12"

1" X 8" PATTERN BOARDS

1" X 10" PATTERN BOARDS

S4S